

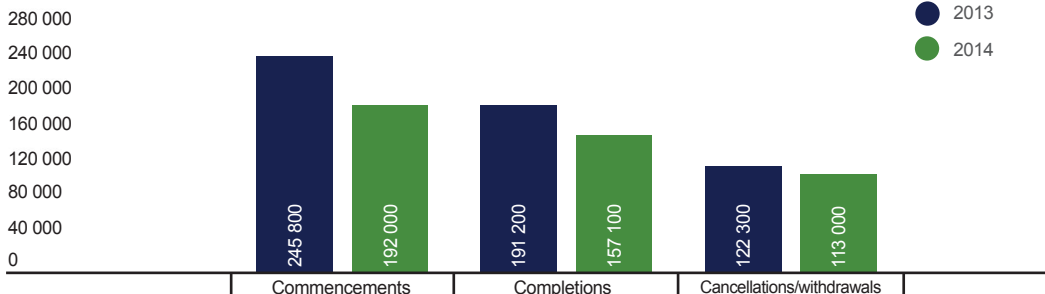
APPRENTICES AND TRAINEES 2014



Issued July 2015

This infographic presents a snapshot of statistics relating to Australian apprentice and trainee activity.

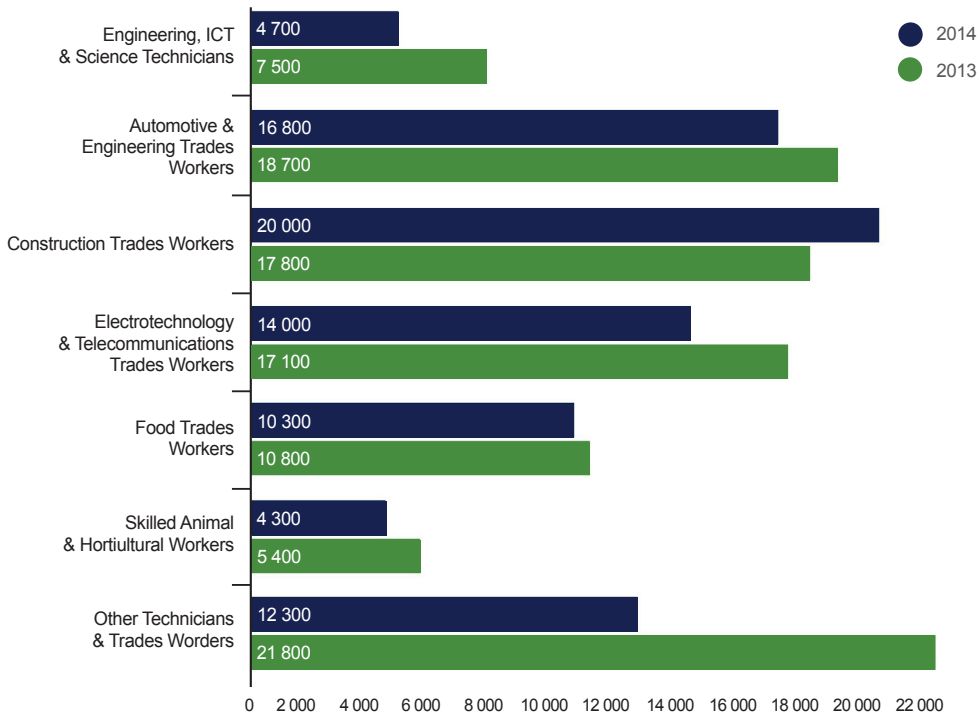
Australia in summary



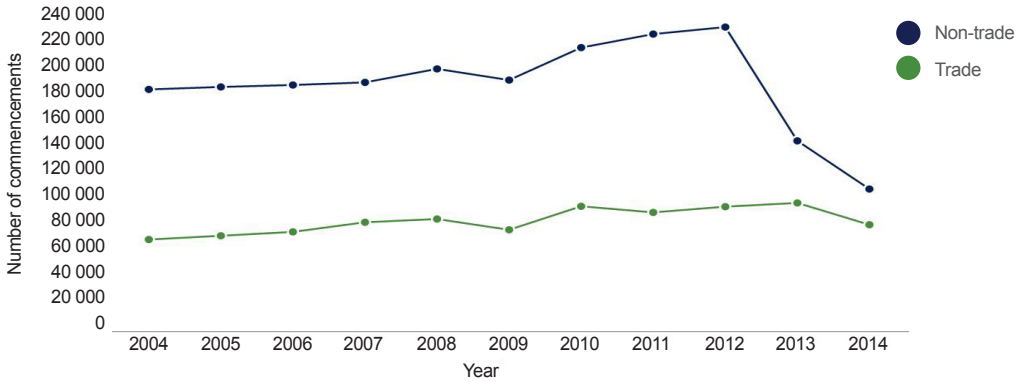
316 400
apprentices and trainees
in-training as at 31 December 2014

18.3% from 2013

Commencements in trade occupations

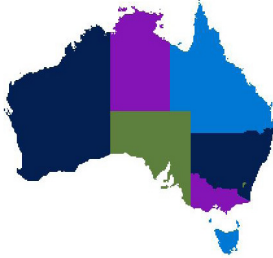


Trade and non-trade commencements



Total commencements by state/territory in 2014 and percentage difference from 2013

NSW	51 000, ↓ 26.3%
Vic.	48 100, ↓ 25.6%
Qld.	41 000, ↓ 23.0%
WA	27 300, ↓ 6.4%
SA	12 500, ↓ 28%
Tas.	5 900, ↑ 5.6%
ACT	3 600, ↓ 18.0%
NT	2 700, ↑ 17.9%

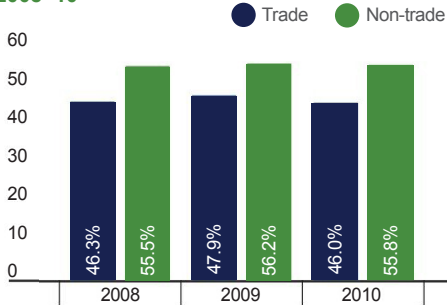


Trade commencements by state/territory in 2014 and percentage difference from 2013

NSW	20 000, ↓ 19.6%
Vic.	24 300, ↓ 11.9%
Qld	18 000, ↓ 25.0%
WA	10 800, ↓ 12.1%
SA	5 000, ↓ 19.1%
Tas.	1 700, ↓ 1.4%
ACT	1 300, ↓ 9.7%
NT	1 100, ↑ 27.1%



Completion rates (%) for contracts commencing in 2008–10



Training rates as at 31 December 2014

All workers

2.7%

of all workers employed as an apprentice or trainee.

1 out of 9

workers in trade occupations were employed as an apprentice or trainee.

Teenage workers (15–19 years)

12.9%

of all teenage workers were employed as an apprentice or trainee.

2 out of 3

of all teenage workers in trade occupations were employed as an apprentice or trainee.

For further information on the reporting scope and data-quality issues, see www.ncver.edu.au/publications/2796.html.

Source: NCVER, National Apprentice and Trainee Collection no.83, March 2015 estimates; Australian Bureau of Statistics (ABS), Labour force, Australia, detailed, quarterly, February 2015, cat.no.6291.0.55.003.



Australian Government
Department of Education and Training



Published by NCVER, ABN 87 007 967 311

Level 11, 33 King William Street, Adelaide, SA 5000
PO Box 8288 Station Arcade, Adelaide SA 5000, Australia

Phone +61 8 8230 8400

Fax +61 8 8212 3436

Email ncver@ncver.edu.au

Web www.ncver.edu.au

Follow us twitter.com/ncver

www.linkedin.com/company/ncver

© Commonwealth of Australia, 2015

For details and exceptions visit www.ncver.edu.au.

This work has been produced by NCVER on behalf of the Australian Government and state and territory governments, with funding provided through the Australian Department of Education and Training.